

## Line Impedance Stabilization Networks / Artificial Mains CISPR 16-1-2 : 2014, 3 Phase / 4 Wire, 32 A to 400 A



LISN (Artificial Mains Network) is a low-pass filter typically placed between an AC or DC power source and the EUT (Equipment Under Test) to create a known impedance as per complying standard for the measurement of conducted emission. It also isolates the unwanted RF signals from the power source with pre-filter included. It provides a Radio frequency (RF) noise measurement port.

LISN is used to predict conducted emission for diagnostic, pre-compliance and compliance testing.

Scientific designs and manufactures models in compliance with CISPR 16-1-2 : 2014, EN, ANSI C63.4, FCC, ETS, VCCI and VDE, MIL461E/F standards and automotive for measurements in commonly used Standards.

These LISNs are 3 Phase, 4 Wire networks. Appropriate line can be selected by a rotary switch. All other lines will be terminated internally with 50Ω.

Artificial Hand simulation 510Ω + 220pF impedance in accordance with CISPR 16-1-2: 2014 is provided. Standard Input and Output terminals provided are CEE Sockets upto 100A, however optional wing terminal and SUPERCON connectors can be ordered.

A transient limiter is highly recommended to use with LISN at the front end of EMI Rx or Spectrum Analyzer to protect measuring instrument from transients.

## Technical Specifications

| Model                                   | LIN32-4   | LIN63-4 | LIN100-4 | LIN200-4                             | LIN400-4 |
|---|---|---------|----------|--------------------------------------|----------|
| Frequency Range                         | 9 kHz – 30 MHz  |         |          | *150kHz (**9kHz) – 30MHz             |          |
| Maximum Load Current                    |   |         |          |                                      |          |
| Continuous Current                      | 32 A  | 63 A    | 100 A    | 200 A                                | 400 A    |
| Peak Current (15 min.)                  | 45 A  | 80 A    | 120 A    | 225 A                                | 425 A    |
| Maximum Input Voltage                   |   |         |          |                                      |          |
| DC                                      | 600 V   |         |          |                                      |          |
| AC @ 50/60 Hz                           | Line - Neutral : 300 V, Line - Line : 480 V   |         |          |                                      |          |
| AMN Impedance                           | (50 $\mu$ H + 5 $\Omega$ )    50 $\Omega$ $\pm$ 20 %  |         |          | 50 $\mu$ H    50 $\Omega$ $\pm$ 20 % |          |
| Pre-Filter Choke                        | 250 $\mu$ H   |         |          | —                                    |          |
| Standard Reference                      | CISPR 16-1-2 : 2014, FCC ( ANSI 63.4)   |         |          |                                      |          |
| RF Output                               | N Type (F) Connector 50 $\Omega$ to connect RF output to EMI receiver,<br>Switch selectable for Three Lines and Neutral           |         |          |                                      |          |
| Artificial Hand                         | 510 $\Omega$ + 220 pF, 4 mm banana connector  |         |          |                                      |          |
| Mains Input & Output<br>Terminals (EUT) | CEE Industrial Connectors (Complying to IEC 60309)<br>EUT - Socket (F), Input - Socket (M)<br>Optional : Supercon / Wing Terminal |         |          | Wing Terminals                       |          |

\* Calibration from 150kHz – 30MHz

\*\* Usable range

### Standard Accessories:

- 50 $\Omega$ , 2W Termination
- N to N Cable 2 m
- N to BNC Adapter
- Manufacturer's Calibration Certificate

### Options :

- Remote Control (built-in) for R&S, Keysight, PMM, Gauss and other EMI Analyzers
- High Voltage 1 kV DC / 750 Vac (built-in) with Wing Terminals
- Switch selectable 250  $\mu$ H Pre-filter (built-in)
- Calibration Report traceable to ISO 17025

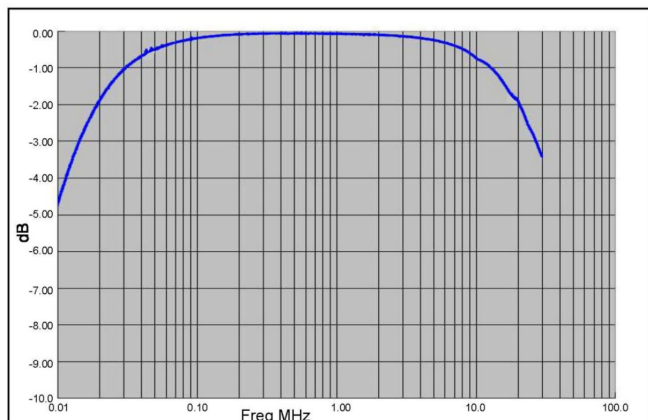
### Optional Accessories:

- Transient Limiter : -10dB
- Transient Limiter : -20dB
- Adapters from Schuko to US / UK / Australia / Switzerland & others

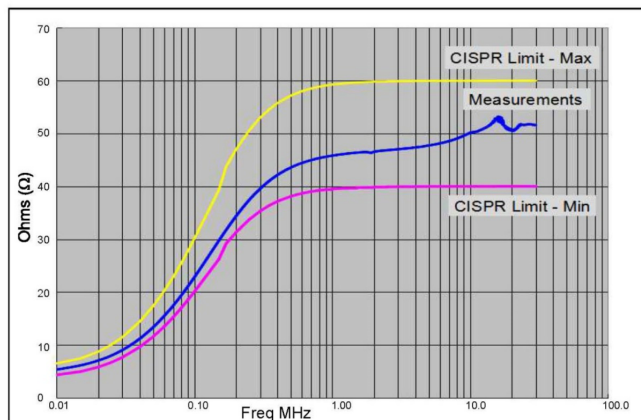
(Subject to Change)

## Characteristic of LISN / AMN

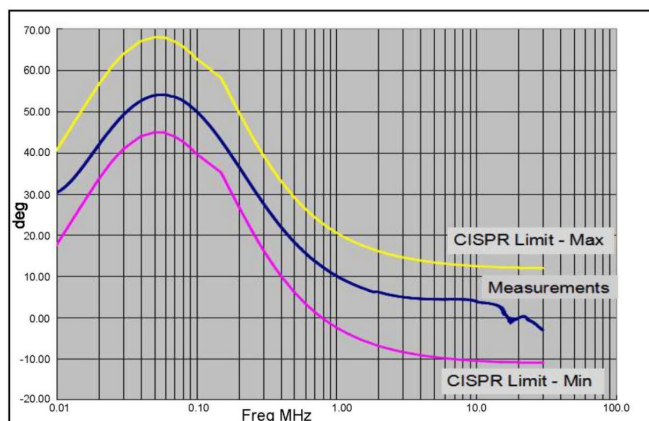
Voltage division factor (Attenuation)  
EUT to RF Connector



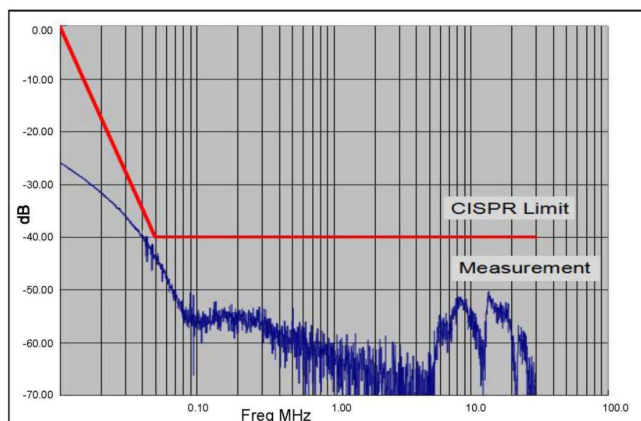
Impedance curve Terminal EUT RF  
connector terminated



Phase curve Terminal EUT RF  
connector terminated



Isolation curve Terminal EUT RF  
connector terminated



昆山盈轩电子科技有限公司  
Kunshan Yingxuan Electronic Technology Co., LTD

地址: 江苏省昆山市玉山镇新南中路567号1号楼A栋1919室

Address: Room 1919, Building 1-A, No. 567 New Nan Zhong Road, Yushan Town, KunShan City



0512-57350498



0512-57350478



sales@ksyet.com



www.ksyet.com

