


## Line Impedance Stabilization Networks / Artificial Mains Network MIL 461 E/F, Single line 25 A to 1500 A



LISN (Artificial Mains Network) is a low-pass filter typically placed between an AC or DC power source and the EUT (Equipment Under Test) to create a known impedance as per complying standard for the measurement of conducted emission. It also isolates the unwanted RF signals from the power source with pre-filter included. It provides a Radio frequency (RF) noise measurement port.

LISN is used to predict conducted emission for diagnostic, pre-compliance and compliance testing.

Scientific designs and manufactures models in compliance with CISPR 16-1-2, EN, FCC (ANSI C63.4), ETS, VCCI and VDE, MIL461E/F standards and automotive for measurements in commonly used Standards.

These single line LISN are designed in accordance with MIL 461E/F, DO160 requirements. Characteristic impedance of these LISNs is  $(50\mu\text{H} + 5\Omega) \parallel 50\Omega$

A transient limiter is highly recommended to use with LISN at the front end of EMI Rx or Spectrum Analyzer to protect measuring instrument from transients.

## Technical Specifications

Model	LIN25-1M	LIN100-1M	LIN200-1M	LIN400-1M	LIN1500-1M
Frequency Range	150 kHz (9 kHz) – 30 MHz				
Maximum Load Current					
Continuous Current	25A	100A	200 A	400 A	1500 A
Peak Current (15 min)	30 A	120 A	225 A	425 A	1600 A
Maximum Input Voltage					
DC	600 V				
AC	300 V @ 50/60 Hz 130 V @ 440 Hz, 250 V @ 440 Hz (Optional)				
AMN Impedance	$(50 \mu\text{H} + 5 \Omega) \parallel 50 \Omega \pm 20\%$				
DC Resistance	< 10 m $\Omega$				< 2 m $\Omega$
Standard Reference	CISPR16-1-2/25, MIL461E/F, ISO 7637-2 Transients, BCI, DO-160				
RF Output Connector	N Type (F) Connector				
Mains Input & Output Terminals (EUT)	Wing Terminal, Optional : Supercon				Bus Bar with M12 Nut Bolts

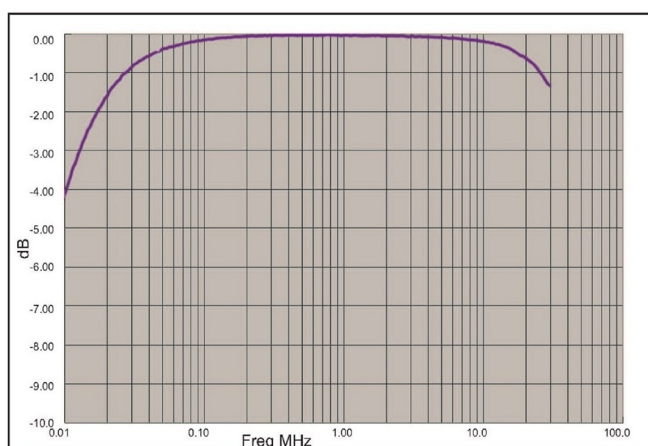
### Standard Accessories:

- 50 $\Omega$ , 2W Termination
- N to N Cable 2 m
- N to BNC Adapter
- Manufacturer's Calibration Certificate

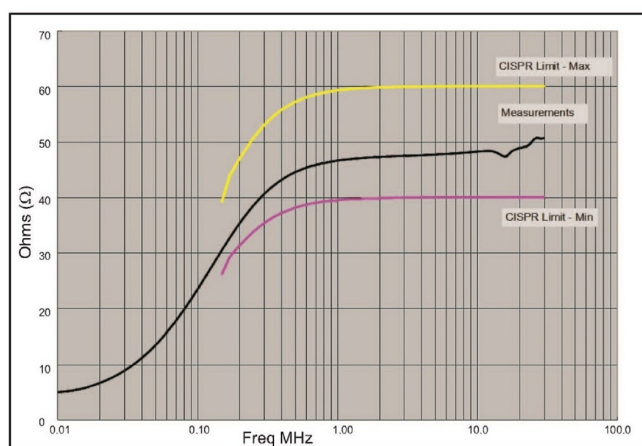
### Optional Accessories:

- Transient Limiter : -10dB
- Transient Limiter : -20dB
- Calibration Report traceable to ISO 17025

Voltage division factor (Attenuation)  
EUT to RF Connector



Impedance curve Terminal EUT RF  
connector terminated



(Subject to Change)



昆山盈轩电子科技有限公司  
Kunshan Yingxuan Electronic Technology Co., LTD

地址: 江苏省昆山市玉山镇新南中路567号1号楼A栋1919室  
Address: Room 1919, Building 1-A, No.567 New Nan Zhong Road, Yushan Town, KunShan City

0512-57350498 0512-57350478 sales@ksyet.com www.ksyet.com

